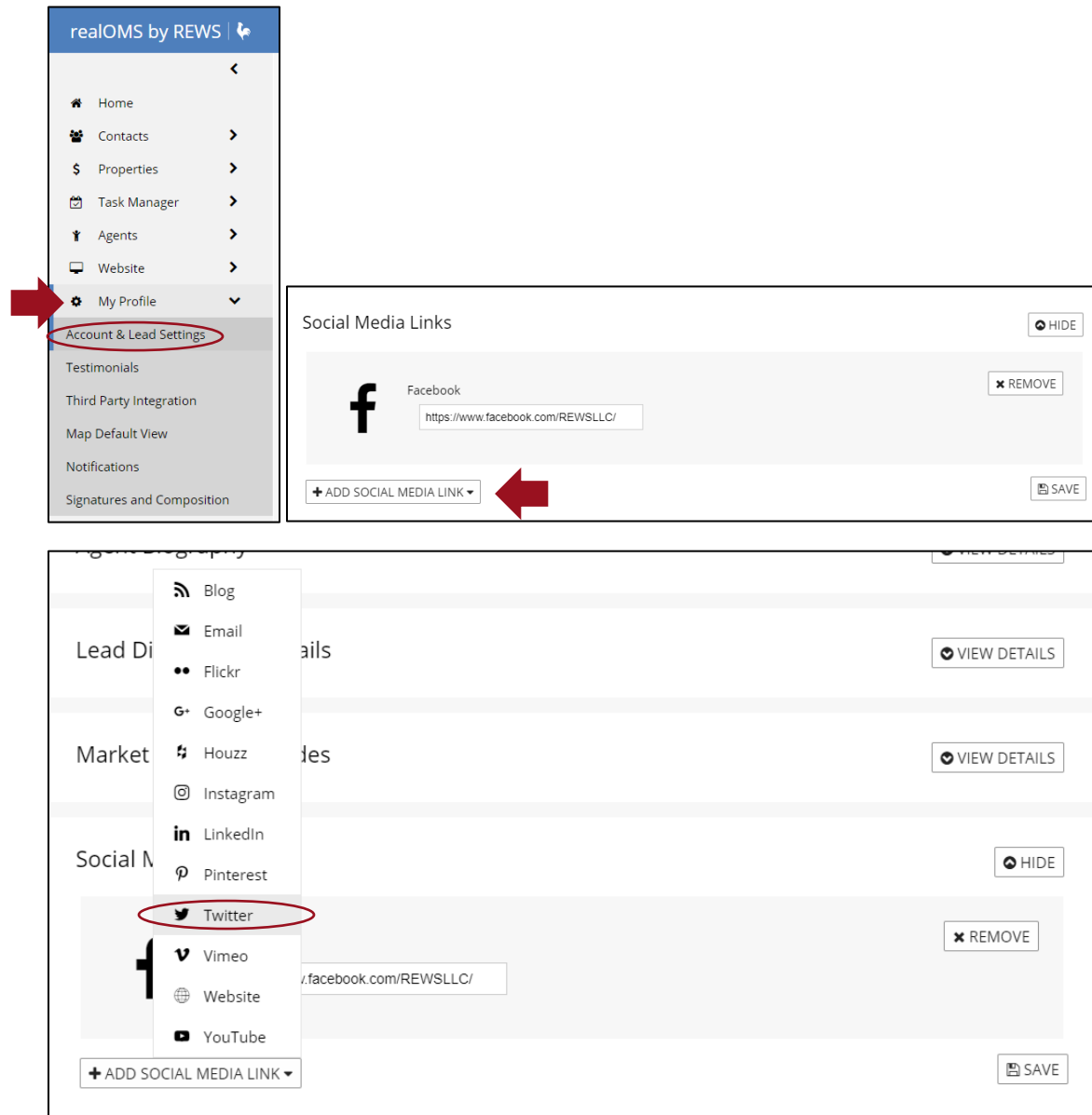




## Social Media Links on Website Homepage:

1. Login to backroom through the realOMS login.
2. Click on My Profile>Account & Leads Settings. Scroll to the Social media Links section.
3. Click 'Add Social Media Link'. Select the appropriate social media icon. Then enter the full URL and Save.





Social Media Links HIDE


 Facebook REMOVE


 Twitter REMOVE  
 ←

+ ADD SOCIAL MEDIA LINK SAVE

\*Location of the social media links on the website vary based on the chosen template.

  Login Sign Up Call: 123-456-7890

REWS |   
REAL ESTATE WEB SOLUTIONS Property Search Buyers/Sellers About Resources Blog



Search Advanced