

Creating a Blog Site Page and Posting to Blog:

1. Login to backroom through the realOMS login.
2. Click on 'Website' then 'Site Pages'. Click 'New page'.

The screenshot shows the realOMS by REWS interface. The top navigation bar includes the logo, a notification bell, and the user profile 'John Agent (demo)'. The left sidebar contains a menu with items: Home, Contacts, Properties, Task Manager, Website, Website Settings, Additional Options, and Site Pages. The 'Website' item is highlighted with a red arrow, and the 'Site Pages' item is circled in red. The main content area displays 'Site Pages' with a '+ NEW PAGE' button circled in red. Below this is a table with 208 pages, showing columns for Name, Active, and Delete. The table lists several pages: Home, Property Search, Rentals, HomeFinder Advanced Search, Map Search, and Foreclosures, all with the 'Active' checkbox checked.

Sort	Name	Active	Delete
	Home	✓	
	Property Search	✓	
	Rentals	✓	
	HomeFinder Advanced Search	✓	
	Map Search	✓	
	Foreclosures	✓	

3. Name the tab, set active, and choose whether this will be a tap level category or a subcategory. Under page options in the function field choose Blog. Save.

Page Details HIDE

Name

Active

Parent Category


SWITCH TO RESPONSIVE

FILE EDIT INSERT VIEW FORMAT TABLE TOOLS

← → FORMATS **B** *I* [List icons] [Link icon] [Image icon]

4. In the 'Page Options' area select 'Blog' in the 'function' drop down. Save.

Page Options HIDE

Function
 Blog

Visibility ?
Normal

HideTitle ?
No

Page Group

Search
No Search

URL Shortcut
No URL Selected

Ignore Layout

'My Blog' Is now in your site navigation, and once you publish your blog posts they will appear on the 'My Blog' Site page.

*See Blog Posts guide on how to crater and publish blog posts.



REAL ESTATE WEB SOLUTIONS

My Searches (0) My Properties (0) My Trip List (0) Login [Sign Up](#)

Home Property Search Buyers About Rentals Relocation My Blog




John Agent
 Phone: 555-555-5555
 Office: 314-835-6000




7 Ways to Declutter Your Kitchen

Thursday, July 28th, 2016








7 Ways to Declutter Your Kitchen

By Barbara Pronin

If you are always short of cabinet and counter space, it's time to de-clutter the kitchen. But that's a chore that seems to get relegated to, 'someday.' The job may be easier if you know where to start, say consumer editors at Country Living Magazine.

Read More...

Subscribe

First Name*

Last Name*

Email*

Subscribe

Already a registered member?
Click here to login!



Search

Search

Categories

- Real Estate
- Home Improvement Tips
- Buying
- Selling
- Real Estate News
- Select Properties
- #askanagent
- Kitchen
- Financing
- Real Estate Agent Tips

Follow





Archive

- ▶ 2016
- ▶ 2015
- ▶ 2014
- ▶ 2013
- ▶ 2012
- ▶ 2011

Easy Ways to Manage Your Home in Zones

Thursday, July 21st, 2016



Easy Ways to Manage Your Whole Home In Zones

(Family Features)—You've been taught from childhood to turn off the lights when you leave a room to save energy and money. Now, technology is allowing homeowners to apply those years of training to managing energy consumption – and comfort – on a room-by-room basis throughout the