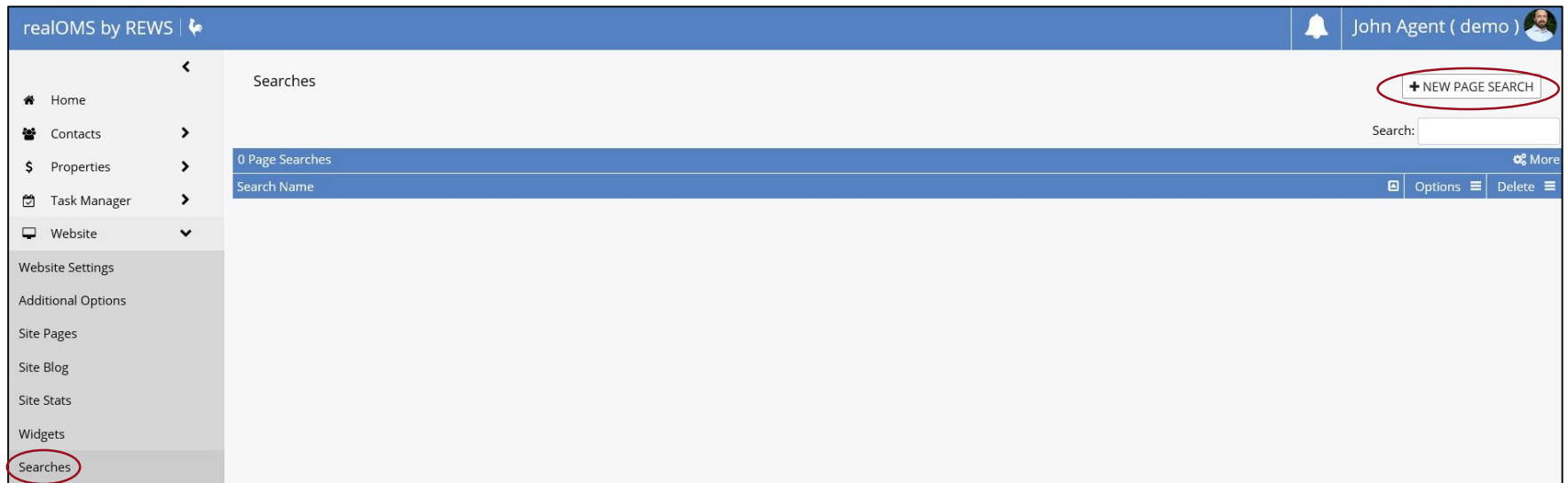


## Creating a Saved Search:

1. Login to backroom through the realOMS login.
2. Click on 'Website' then 'Searches'. In the upper right click 'New Page Search'.



3. Name the search and set search parameters.

### Create Page Search HIDE

Select the search criteria you want to the right, once you have made your selection, click the Find Button, this will open a new window and actually do the search on the website

You can now refine, or alter your criteria and test as many times as you need to get the perfect search.

Once you are happy with the results, enter the name of the search in the Name field, and click "Next Step"

Search Name

### Select Which Listings to Search?

My Listings

My Office Listings

Selected Agent Listings

Selected Office Listings

Company Listings

All Available Listings

### Search Criteria

COUNTY CITY / ZIP ADDRESS SCHOOL SUBDIVISION MLS#

---

City or Zipcode:   
Use commas to search for more than one zip code or city

---

Minimum Price:	Maximum Price:	Bedrooms:	Bathrooms:	Open House Start:	Open House End:
<input type="text" value="200,000"/>	<input type="text" value="750,000"/>	<input type="text" value="---"/> ▾	<input type="text" value="---"/> ▾	<input type="text"/>	<input type="text"/>

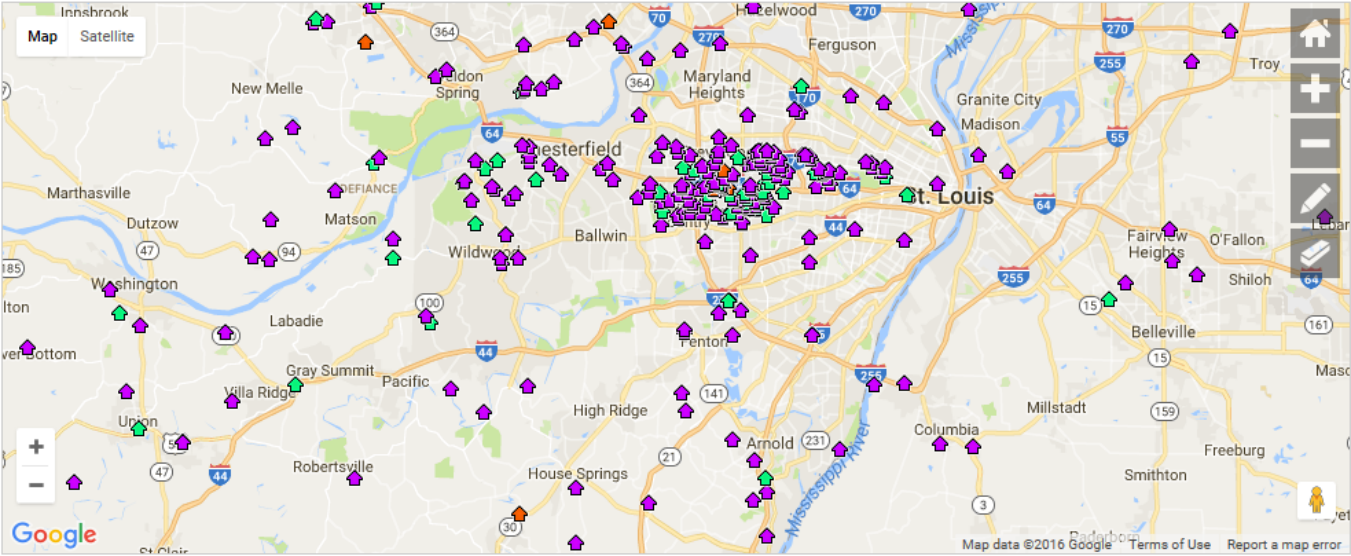
Preview the results. Save. (See step 4 if you would like to add user controls)

**Rooms, Amenities and Special Features:**

<input type="checkbox"/> Back to Trees	<input type="checkbox"/> Barn	<input type="checkbox"/> Basement	<input type="checkbox"/> Breakfast Room
<input type="checkbox"/> Fenced Yard	<input type="checkbox"/> Finished Basement	<input type="checkbox"/> Fireplace	<input type="checkbox"/> Golf Course Property
<input type="checkbox"/> Horse Property	<input type="checkbox"/> Main Floor Laundry	<input type="checkbox"/> Main Floor Master	<input type="checkbox"/> Master Suite
<input type="checkbox"/> Pond / Lake	<input type="checkbox"/> River Front	<input type="checkbox"/> Separate Dining Room	<input type="checkbox"/> Swimming Pool
<input type="checkbox"/> Walk-Out Basement	<input type="checkbox"/> Water Front Property	<input type="checkbox"/> gar 1	<input type="checkbox"/> SecondTag
<input type="checkbox"/> Sunshine Kids Listing			

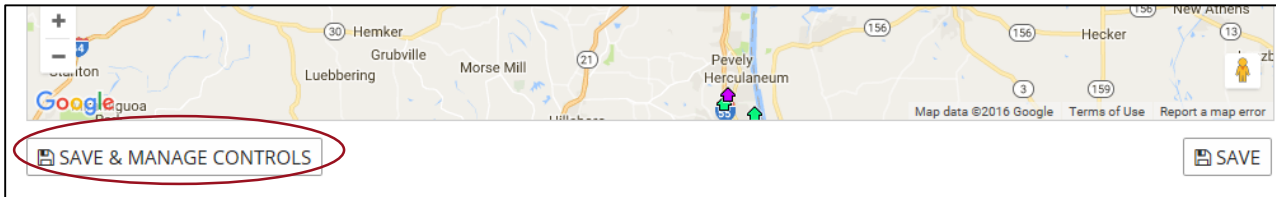
Newly Listed Within:

Show only Active Listings:



4. Optional Step: Adding end user controls to the embedded search. This would add controls for the end user to filter the search results that you have set for the page search.

- Follow the above steps, but click 'Save & Manage Controls' instead of the 'Save'



- Click add next to the controls and set up what you would like the end user to have access to use as filters. Save.

**Page Search Controls** HIDE

You can create a selection of controls that users can use to easily customize their search, these controls can be selected and customized here so visitors to the website can access them.

Select the preferred display for this search.

Display as List  
 Display as Galleries

SAVE

---

**Control - Search** REMOVE

Select which options you would like to include.

<input type="checkbox"/> All Properties	<input checked="" type="checkbox"/> Open Houses
<input checked="" type="checkbox"/> For Sale	<input type="checkbox"/> Lease
<input type="checkbox"/> Recently Reduced	<input type="checkbox"/> Foreclosures
<input type="checkbox"/> Sold	<input type="checkbox"/> As-Is

---

**Control - Property Type** REMOVE

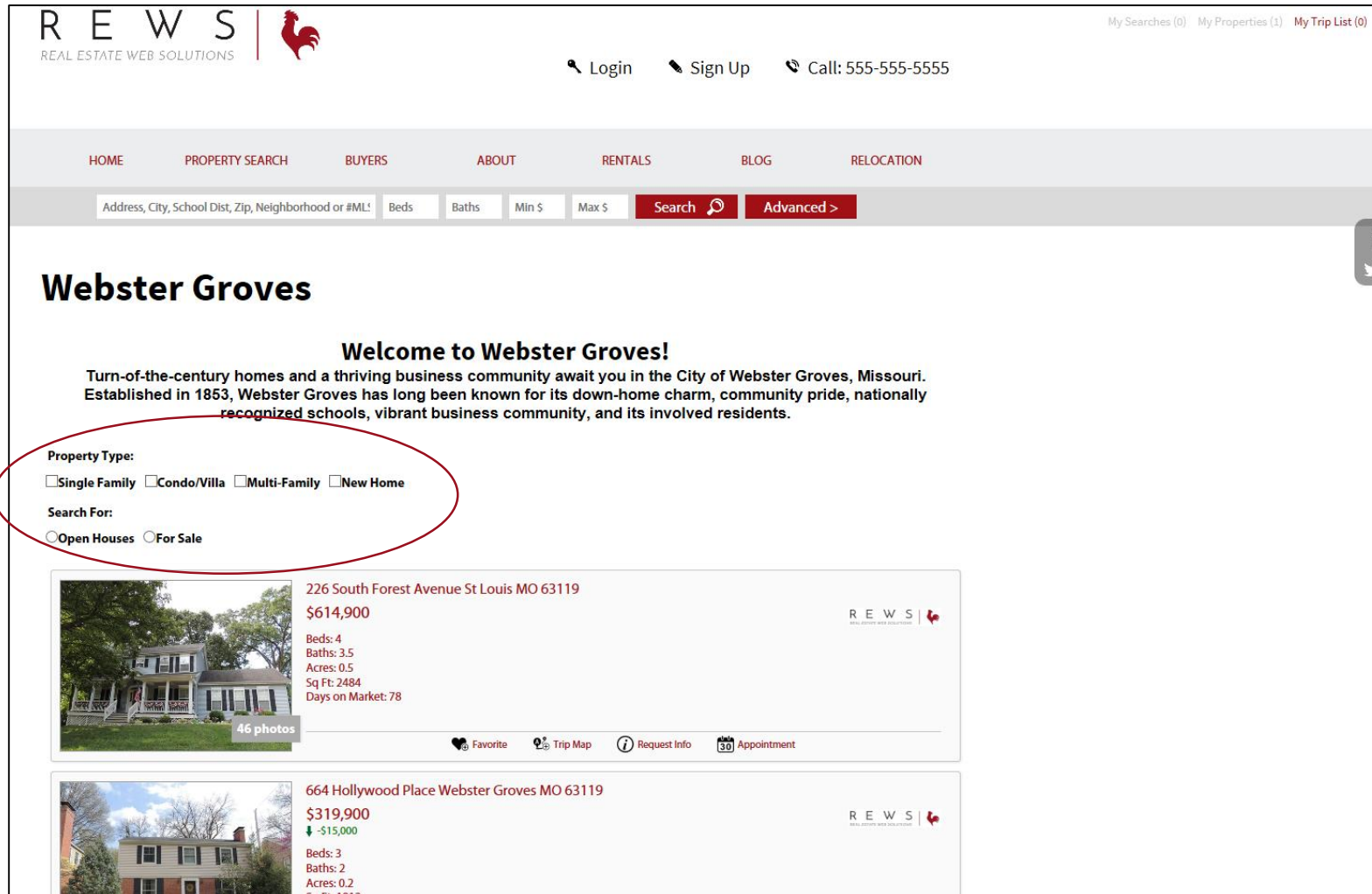
Select which options you would like to include.

<input type="checkbox"/> Any	<input checked="" type="checkbox"/> Single Family
<input type="checkbox"/> Commercial	<input type="checkbox"/> Acreage/Farm
<input checked="" type="checkbox"/> Condo/Villa	<input type="checkbox"/> Lot
<input checked="" type="checkbox"/> Multi-Family	<input checked="" type="checkbox"/> New Home

---

**Control - Beds** ADD

- Example of the End User Controls:



The screenshot shows the REWS real estate website interface. At the top, the REWS logo and a red rooster icon are on the left, and navigation links for 'My Searches (0)', 'My Properties (1)', and 'My Trip List (0)' are on the right. Below the logo is the text 'REAL ESTATE WEB SOLUTIONS'. In the center, there are links for 'Login', 'Sign Up', and 'Call: 555-555-5555'. A navigation bar contains links for 'HOME', 'PROPERTY SEARCH', 'BUYERS', 'ABOUT', 'RENTALS', 'BLOG', and 'RELOCATION'. Below this is a search bar with a text input field containing 'Address, City, School Dist, Zip, Neighborhood or #ML!', and buttons for 'Beds', 'Baths', 'Min \$', 'Max \$', 'Search', and 'Advanced >'. On the right side of the search bar, there are social media icons for Facebook and Twitter.


## Webster Groves


### Welcome to Webster Groves!





Turn-of-the-century homes and a thriving business community await you in the City of Webster Groves, Missouri. Established in 1853, Webster Groves has long been known for its down-home charm, community pride, nationally recognized schools, vibrant business community, and its involved residents.


**Property Type:**  
 Single Family  Condo/Villa  Multi-Family  New Home


**Search For:**  
 Open Houses  For Sale



226 South Forest Avenue St Louis MO 63119  
**\$614,900**  
REWS |   
Beds: 4  
Baths: 3.5  
Acres: 0.5  
Sq Ft: 2484  
Days on Market: 78  
46 photos

 Favorite  Trip Map  Request Info  Appointment



664 Hollywood Place Webster Groves MO 63119  
**\$319,900**  
↓ -\$15,000  
REWS |   
Beds: 3  
Baths: 2  
Acres: 0.2  
Sq Ft: 1812